



Get the most from our  
Smart Smart  
Controller!

Thank you for  
purchasing the beam  
Smart Controller!



## Smart Controller Installation Guide

Installation requires no  
special tools

Model V3

adhguardianusa.com  
1-424-272-6998



- **Share access with others**  
Invite friends and family within the app.
- **Explore integrations**  
beam plays well with others, from IFTTT to Amazon Alexa.
- **Register your Smart Controller**  
Enter:  
adhguardianusa.com/  
content/product-  
registration

Read and follow all  
installation instructions.

**TIP:** Setup with the beam Home app and homeowner's smartphone.  
Have home network ID and password with you during set-up.



**A**

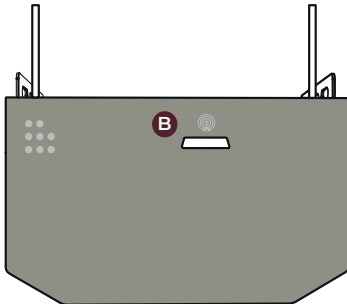
Smart Controller

### ① Install the beam Smart Controller

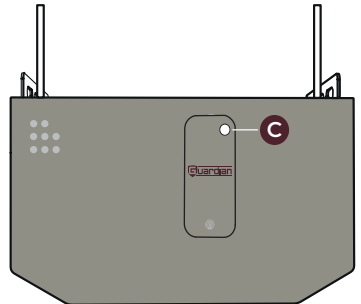
- Verify that your garage door opener is connected to power.
- Plug the Smart Controller into the **B** beam smart port, look for the beam logo on your garage door opener. Make sure the Smart Controller is fully inserted and flush with the garage door opener.

**TIP:** After plugging-in the Smart Controller verify that LED on the smart controller is blinking (orange). If the LED does not blink orange, press the Reset Button **C** on the Smart Controller for 10 seconds, the garage door opener will beep 3 times.

①



②



## ② Download the beam Home app & begin setup

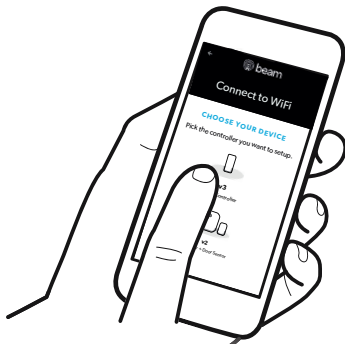


While inside your garage download the “beam Home” app from the App Store (iOS) or Play Store (Android).



- Open the app, and select “**Setup your beam**”.
- Create an account and choose your V3 device.
- Follow the directions on the beam Home app to set-up your Smart Controller with your phone.

**NOTE:** beam only connects to 2.4GHz networks.



For troubleshooting and integration setup tips go to [beamhome.io](http://beamhome.io) or call 1-424-272-6998 for Technical Service.

### **Warning:**

To reduce the risk of injury to persons:

- Use this Smart Control only with Residential Sectional Garage doors.
- Do not enable this device on a one-piece or swinging garage door.

Guardian Access & Door Hardware  
1761 International Pkwy, Ste 113  
Richardson, TX 75081  
[www.adhguardianusa.com](http://www.adhguardianusa.com)

Amazon, Alexa and all related logos are trademarks of Amazon.com, Inc. or its affiliates.

©2021, ADH Guardian USA LLC.

